

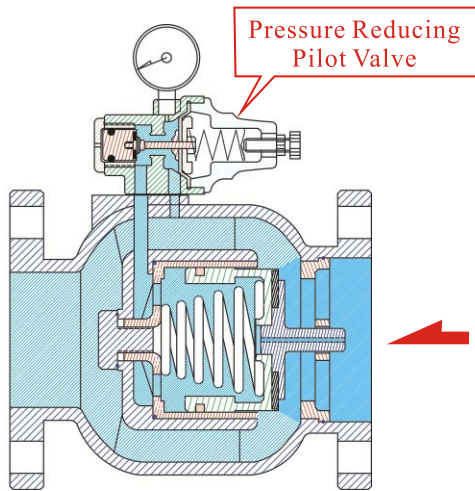


Z-Tide Valves

PRESSURE REDUCING VALVE



- ▶ Pressure reducing valve can prevent pipeline breakage due to high pressure.
- ▶ Pressure reducing valve is installed in water supply pipeline and maintains the setting outlet pressure in main valve, regardless of the different inlet pressure.
- ▶ Pressure reducing valve can be installed in water supply, air conditioning and fire control systems to maintain the setting outlet pressure.

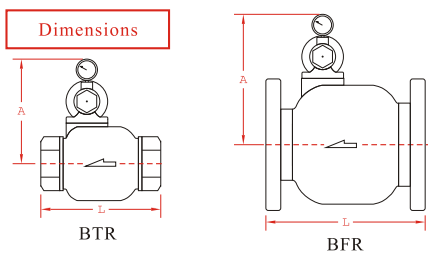


The pressure reducing valve uses a sub-valve (pressure reducing pilot valve) to control the main valve. When the outlet pressure reaches the setting range of pressure reducing pilot valve, the pilot valve will automatically sense the outlet pressure and adjust the pressure of the back pressure chamber in the main valve, so the valve gate can be opened and consequently maintains the outlet pressure.

- ▶ Pressure Adjusting Range : 1 ~ 7 kgf/cm²
4 ~ 12 kgf/cm²
(1 kgf/cm² = 14.2 psi)

◎Special order can be arranged for higher pressure adjustment range.

- ▶ The pressure meter on the pilot valve shows the outlet pressure. When the outlet opens, the value of the pressure meter is lower.
- ▶ When the outlet is used for large flow and the gate generates quick-close motion, the pilot valve will slowly respond to the main valve to close the gate. Under this situation, the outlet pressure gets a little higher, and a tiny pressure reducing valve can be added.



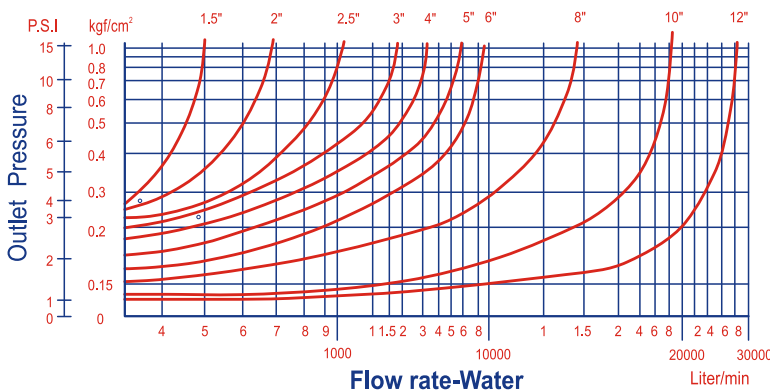
(Thread end)

Item No	Size	L(mm)	A(mm)	Weight(kg)	CV
BTR-40	1.5"	120	170	3	48
BTR-50	2"	200	190	9	75

(Flange end)

Item No	Size	L(mm)	A(mm)	Weight(kg)	CV
BFR-50	2"	190	180	12	75
BFR-65	2.5"	210	185	14	105
BFR-80	3"	225	200	19	140
BFR-100	4"	250	222	26	260
BFR-125	5"	280	235	37	390
BFR-150	6"	310	260	50	550
BFR-200	8"	420	300	94	1000
BFR-250	10"	470	335	152	1600
BFR-300	12"	530	370	202	2200
BFR-350	14"	600	415	285	3000

Flow Chart of Pressure Reducing Valve



◎Production Size: 1.5" ~ 56"